



ಬೃಹತ್ ಬೆಂಗಳೂರು ಮಹಾನಗರ ಪಾಲಿಕೆ
Bruhat Bengaluru Mahanagara Palike



BBMP COVID-19 WAR ROOM 19.04.2022



OVERVIEW OF COVID-19 IN BENGALURU

CASE TRENDS ACTIVE CASES **1,418**

<u>Confirmed Cases</u>	<u>Recovered Cases</u>	<u>Death Cases</u>
57	42	0
17,82,516 #	17,64,135 #	16,963 #

HOSPITALIZATION **6**

<u>ICU – V</u>	<u>ICU</u>	<u>HDU</u>	<u>General</u>
1	-	1	4

INCLUDES GOVT. QUOTA AND PRIVATE WALK-IN HOSPITALIZATION

VACCINATION **14,559** 1,86,75,885 #

<u>First Dose</u>	<u>Second Dose</u>	<u>Precaution Dose</u>
4,700	4,109	5,750
94,45,639 #	88,42,075 #	3,88,171 #

TRIAGING

MTU

0

Tele Triage

35

ACTIVE CZs

0

MCZs (< 5 cases)

0

Clusters (> 5 cases)

0

TESTING **3,595** 2,97,15,110 #

<u>Positivity : 1.56%</u>	<u>RAT</u>	<u>RTPCR</u>
<small>*FOR LAST 7 DAYS</small>	365	3,230

: indicates cumulative numbers till date



ABSTRACT OF COVID-19 SCENARIO IN BENGALURU



	MALE			FEMALE			TRANSGENDER			TOTAL		
	Last 24 Hours	Last 7 Days	Cumulative	Last 24 Hours	Last 7 Days	Cumulative	Last 24 Hours	Last 7 Days	Cumulative	Last 24 Hours	Last 7 Days	Cumulative
Positive Cases	38	206	10,54,337	19	127	7,27,988	0	0	191	57	333	17,82,516
Recovered Cases	27	179	10,42,212	15	101	7,21,740	0	0	183	42	280	17,64,135
Death Cases	0	0	10,744	0	0	6,215	0	0	4	0	0	16,963
Total Tests Done	In Last 24 hrs. : 3,595			In last 7 days : 21,314			Cumulative : 2,97,15,110					
Vaccine Doses Administered	In Last 24 hrs. : 14,559			In last 7 days : 80,704			Cumulative : 1,86,75,885					
ACTIVE CASES							1,418					

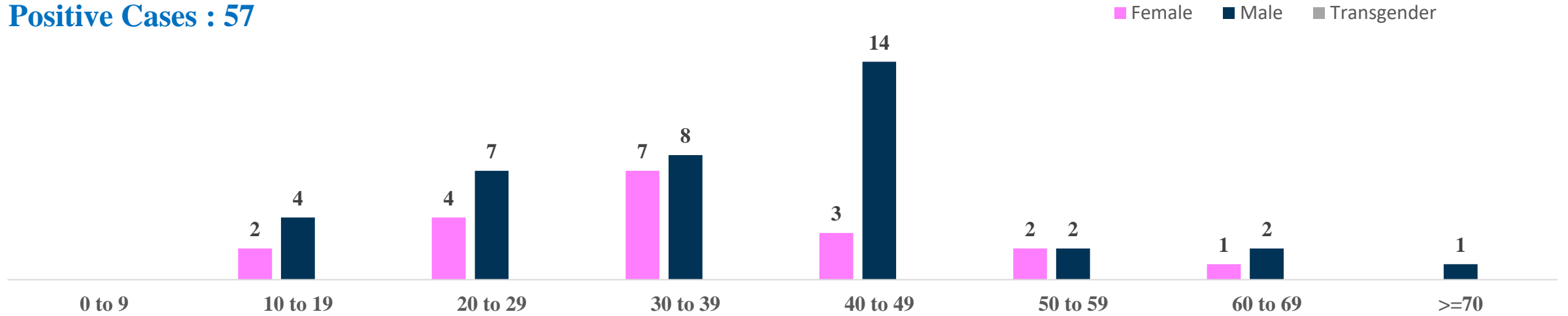
*Covid deaths occurred today : 00 | Covid deaths occurred beyond last 24 hrs., reported today : 00



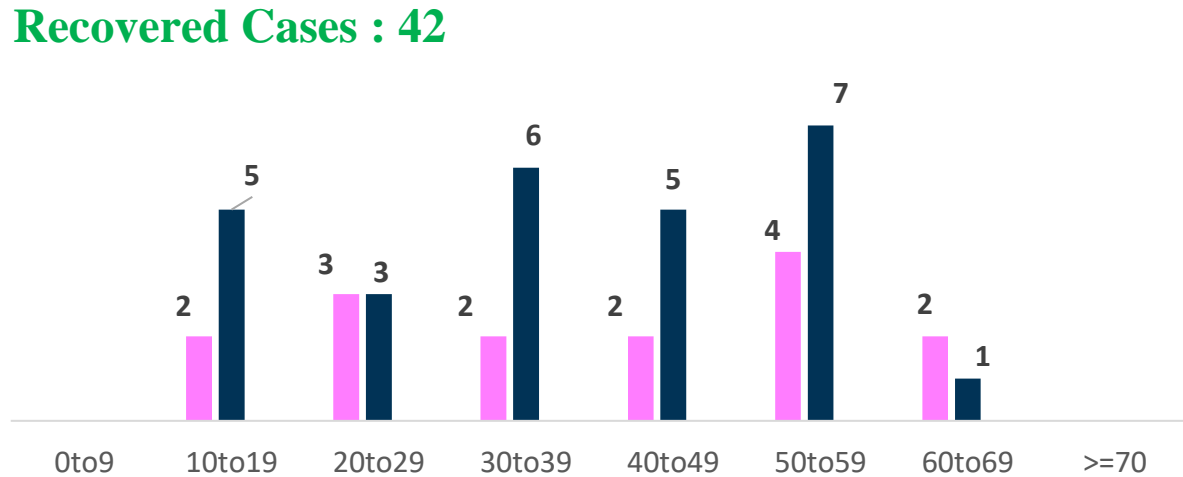
LAST 24 HOURS AGE GROUP AND GENDER WISE DISTRIBUTION



Positive Cases : 57



Recovered Cases : 42

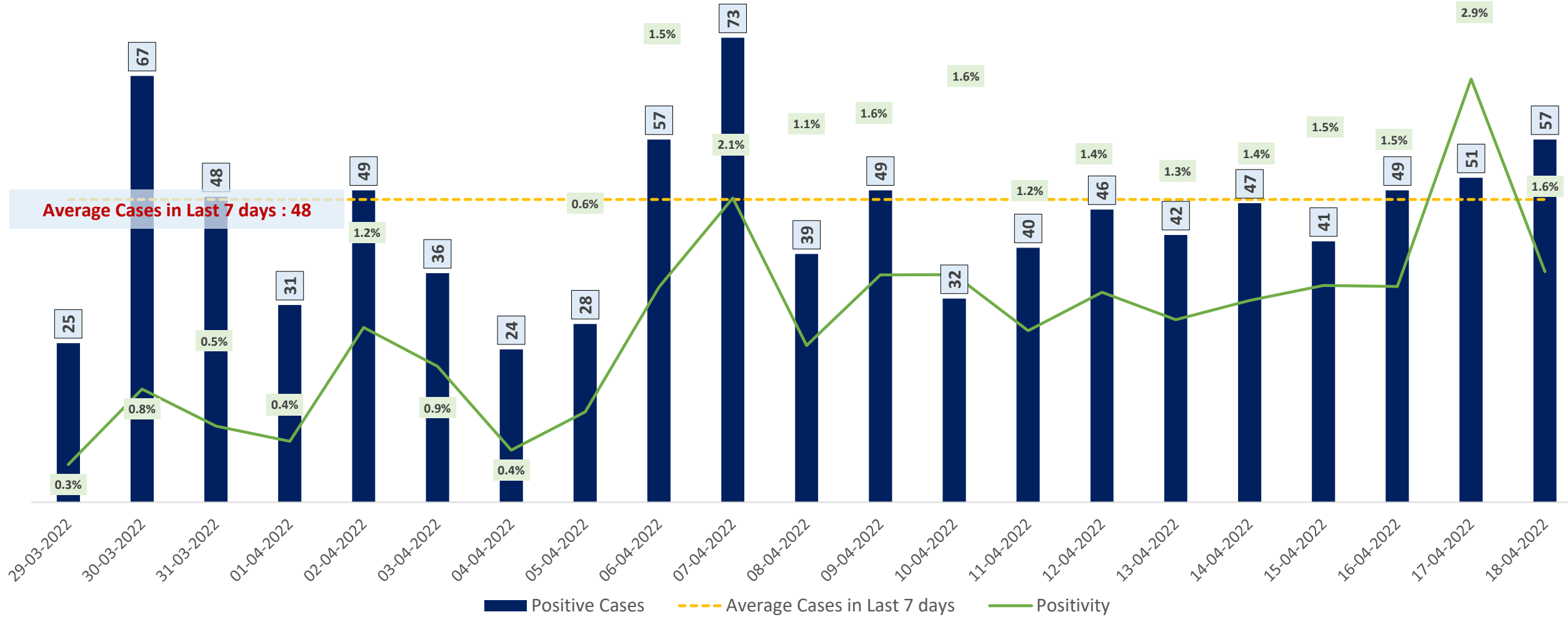


Death Cases : 0



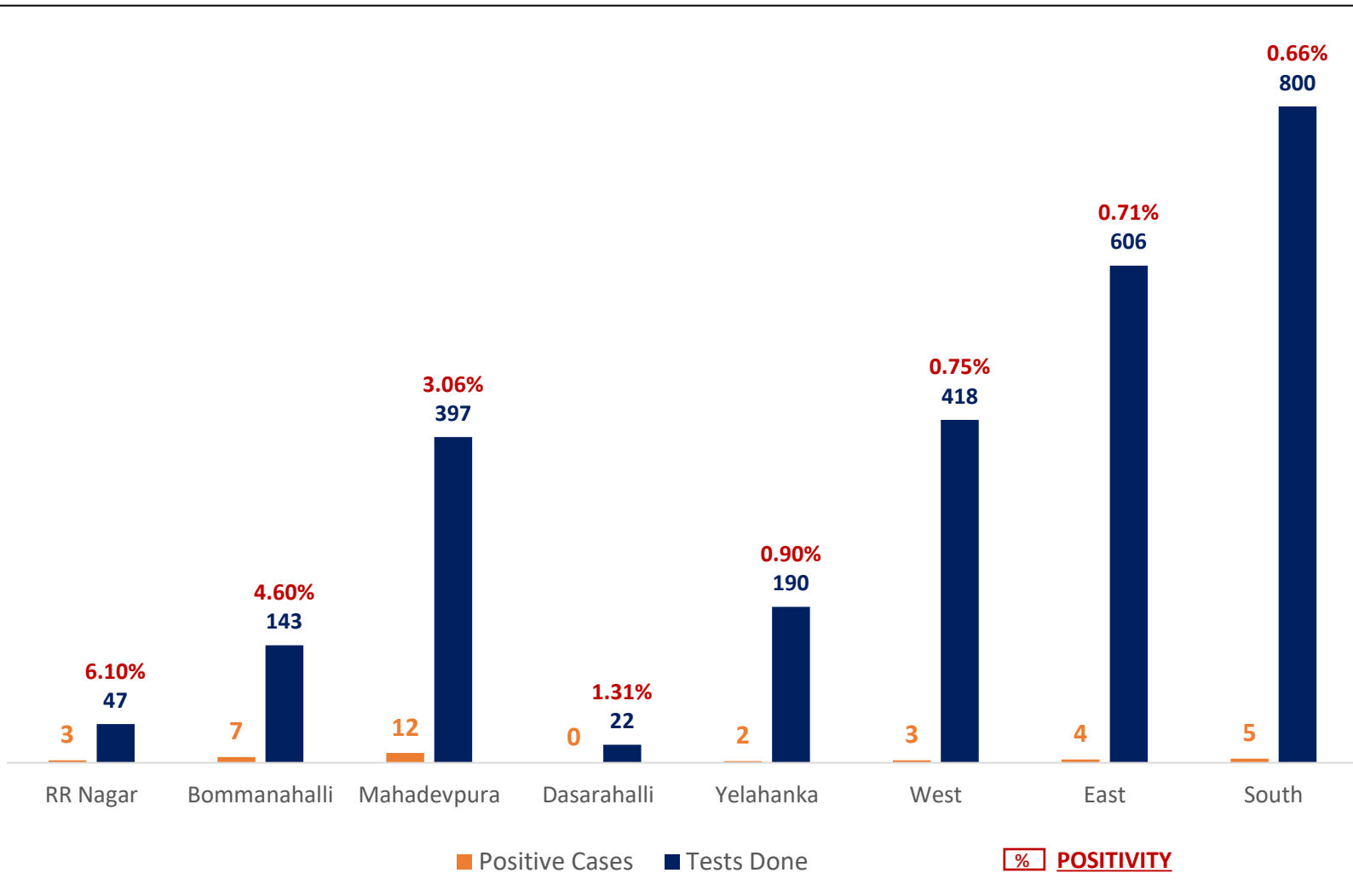


POSITIVITY RATE OF BENGALURU – LAST 21 DAYS





ZONE WISE COVID19 CASE MANAGEMENT FOR LAST 7 DAYS



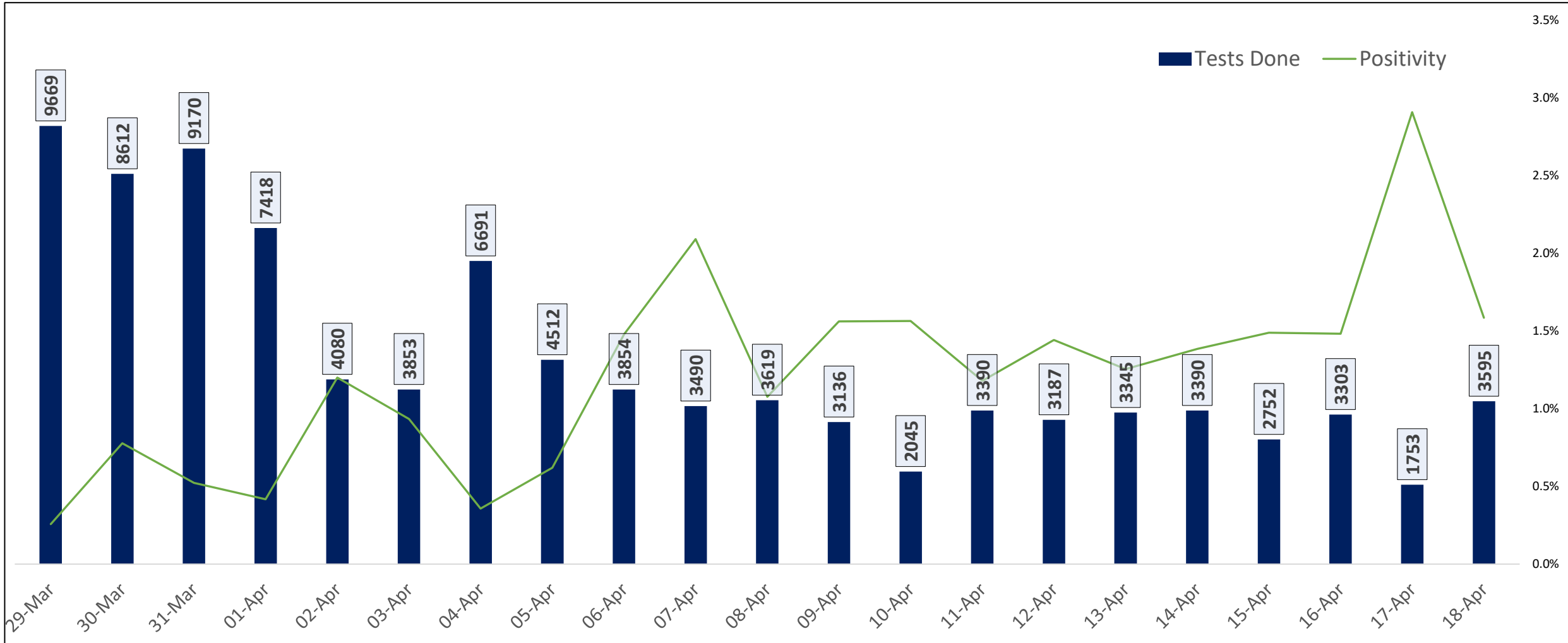
Zone Name	Hospital/CCC	Home isolation	Under Tracing
BOMMANAHALLI	1.92%	98.08%	0.00%
DASARAHALLI	0.00%	100.00%	0.00%
EAST	3.23%	96.77%	0.00%
MAHADEVAPURA	0.00%	100.00%	0.00%
RR NAGAR	5.56%	94.44%	0.00%
SOUTH	2.86%	97.14%	0.00%
WEST	0.00%	100.00%	0.00%
YELAHANKA	8.33%	91.67%	0.00%



TESTING TRENDS IN BENGALURU

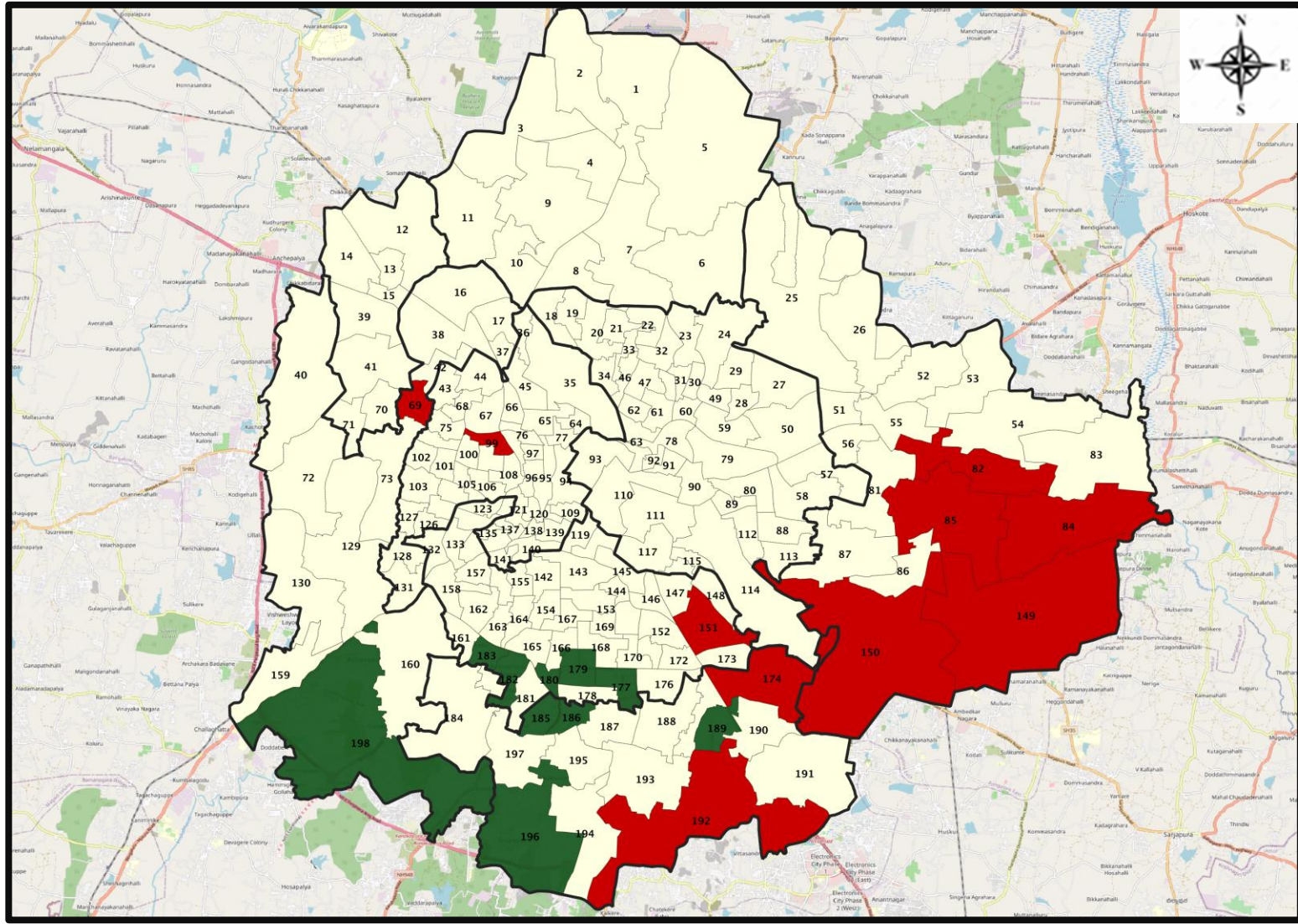


Total Test Conducted Till Date	Test Conducted Last 24 hours	Last 7 Days Average
2,97,15,110	3,595	3,045





BENGALURU URBAN MAP SHOWING TREND OF POSITIVE CASES IN LAST 7 DAYS



Top 10 wards reporting highest number of positive cases in last 7 days

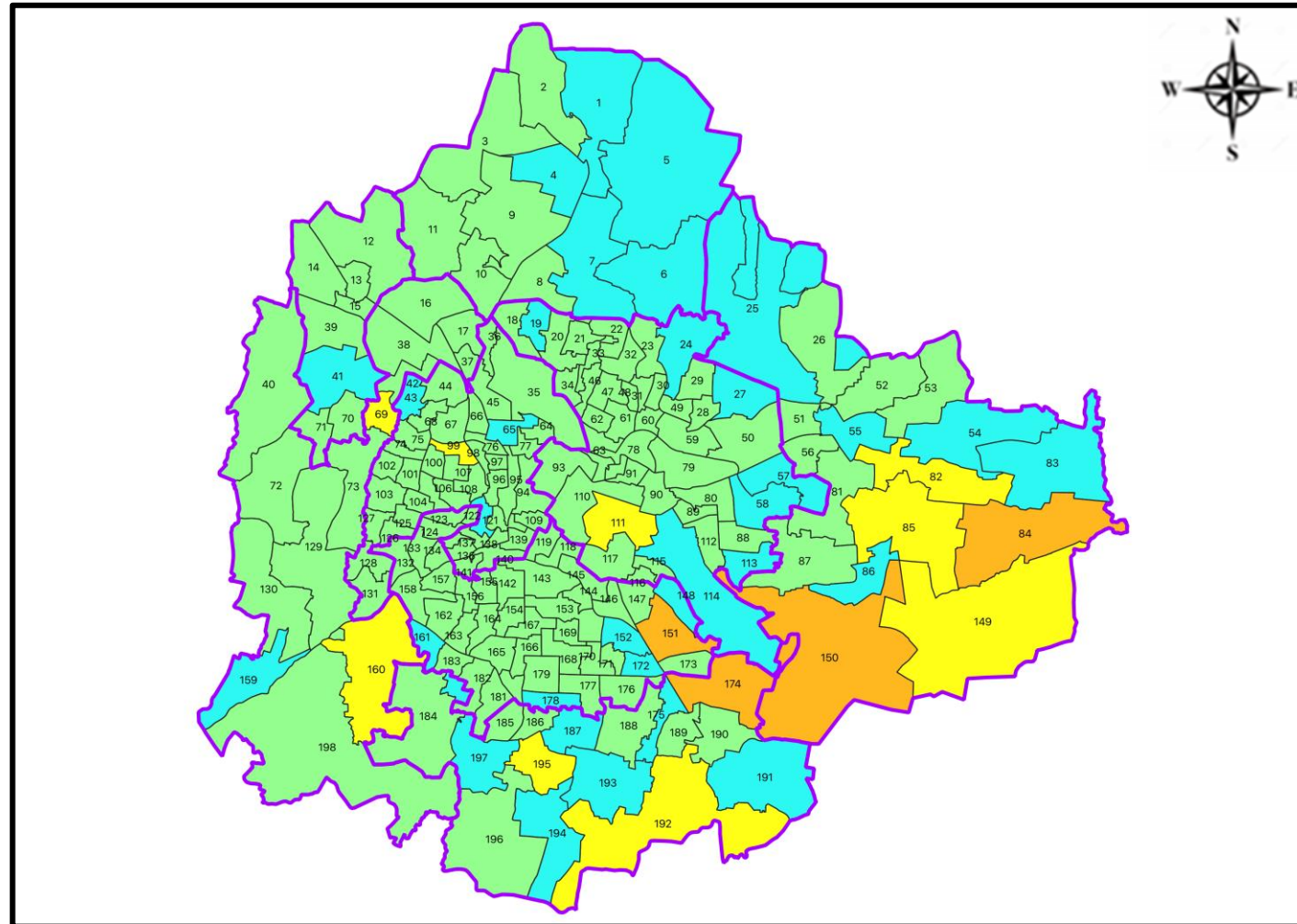
Ward No.	Ward Name	Daily Cases Average
150	Bellanduru	3
84	Hagadur	3
151	Koramangala	2
174	HSR Layout	2
149	Varthuru	1
85	Dodda Nekkundi	1
69	Laggere	1
82	Garudachar Palya	1
99	Rajajinagar	1
192	Begur	1







Top 10 wards reporting least number of positive cases in last 7 days

Ward No.	Ward Name	Daily Cases Average
198	Hemmigepura	0
196	Anjanapura	0
189	Hongasandra	0
186	Jaraganahalli	0
185	Yelchenahalli	0
183	Chikkalsandra	0
182	Padmanabha Nagar	0
180	Banashankari Temple Ward	0
179	Shakambari Nagar	0
177	J P Nagar	0



BENGALURU MAP SHOWING INTENSITY OF POSITIVE CASES IN LAST 7 DAYS



-  Level 1 : 0 to 1 Cases
-  Level 2 : 1 to 05 Cases
-  Level 3 : 05 to 10 Cases
-  Level 4 : 10 to 25 Cases
-  Level 5 : More than 25 Cases
-  Zone Boundaries



GOVT. QUOTA COVID BED STATUS AS ON 19.04.2022



SR. NO.	Facility Type	No. of Hospital	Total Allocated Beds for C+ Patients					Occupied Beds for C+ Patients					Net Available Beds for C+ Patients				
			Gen Beds	HDU	ICU Beds	ICU-V	Total	Gen Beds	HDU	ICU Beds	ICU-V	Total	Gen Beds	HDU	ICU Beds	ICU-V	Total
1	Government Medical Colleges	4	120	255	33	27	435	0	0	0	0	0	120	255	33	27	435
2	Government Hospitals	18	637	292	74	95	1,098	1	1	0	0	2	636	291	74	95	1,096
3	Private Medical Colleges	12	178	200	66	35	479	0	0	0	0	0	178	200	66	35	479
4	Private Hospitals	32	181	61	49	42	333	0	0	0	1	1	181	61	49	41	332
5	Covid Care Centre	1	50					0					50				
Total Beds		67	1,166	808	222	199	2,395	1	1	0	1	3	1,165	807	222	198	2,392

* Status as on 19.04.2022 – 05:00 PM



ACTIVE PATIENTS ADMITTED UNDER GOVT. QUOTA



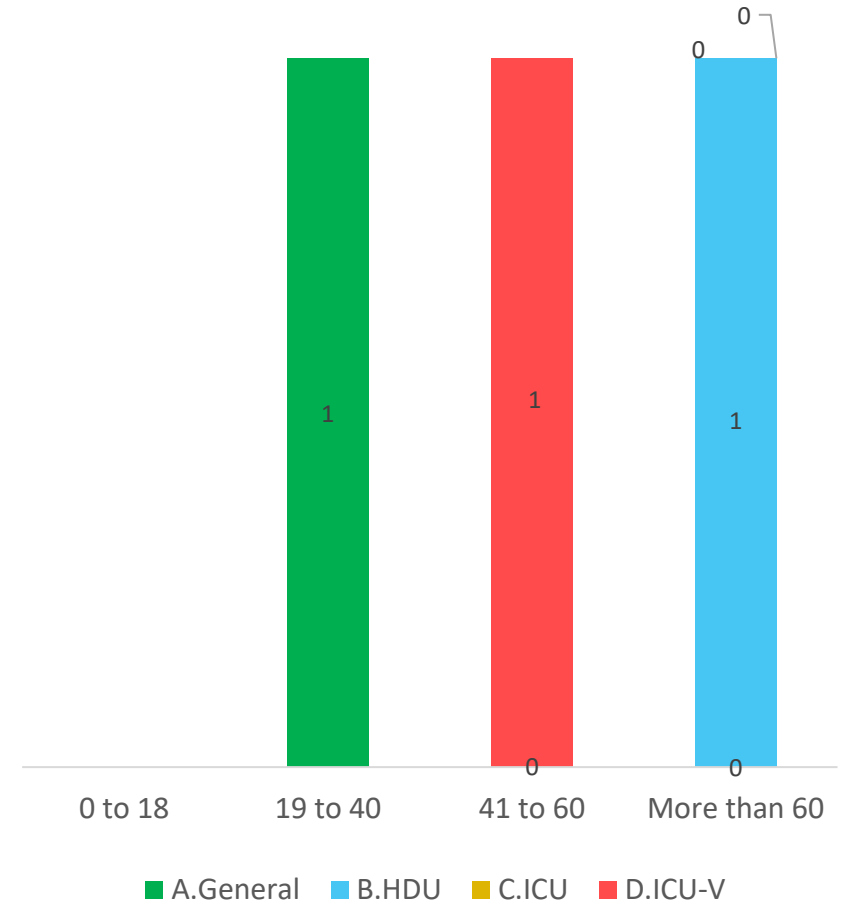
Admission By Bed Type And Number Of Days From Date Of Admission

Days in Hospital	General	HDU	ICU	ICU-V	Total
0 to 7 Days					
8 to 14 Days					0
15 to 21 Days					0
Beyond 21 days	1	1	0	1	3
TOTAL	1	1	0	1	3

* Only Government Quota Admissions through CHBMS considered

* Status as on 19.04.2022 – 05:00 PM

Age Group Distribution Of Active Hospital Admission



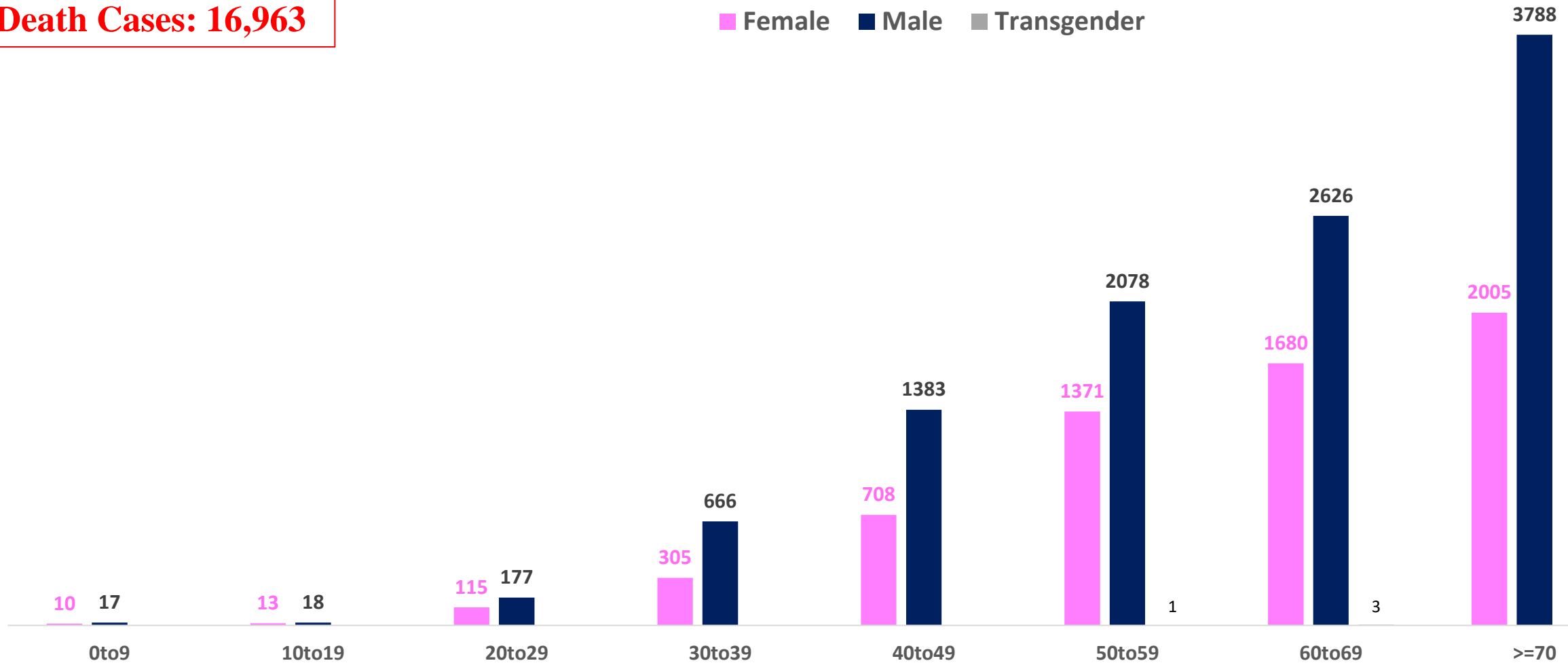


AGE AND GENDER WISE DISTRIBUTION OF DEATH CASES



Death Cases: 16,963

Female Male Transgender





VACCINATION COVERAGE AS ON 18.04.2022



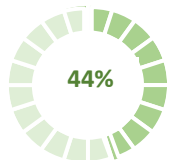
Total Doses Administered

1,86,75,885

▲ 14,559

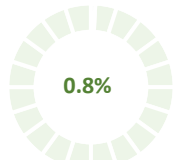
Total 12-14 years Population : 2.82 Lakhs

1ST DOSE



1,24,892
Doses administered
▲ 3887

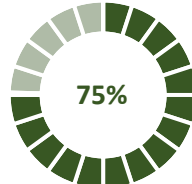
2ND DOSE



2339
Doses administered
▲ 1288

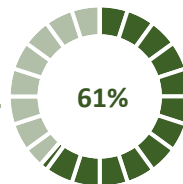
Total 15-18 years Population : 4.42 Lakhs

1ST DOSE



3,33,933
Doses administered
▲ 403

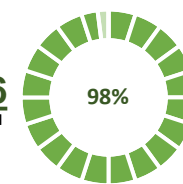
2ND DOSE



2,71,766
Doses administered
▲ 554

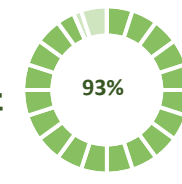
Total adult Population : 91.7 Lakhs

1ST DOSE



89,86,814
Doses administered
▲ 408

2ND DOSE



85,67,970
Doses administered
▲ 2252

Priority Group*

Health Care Workers

Dose 1

2,10,275

Doses administered

▲ 2

Dose 2

2,06,042

Doses administered

▲ 5

Frontline Workers

Dose 1

3,81,740

Doses administered

▲ 2

Dose 2

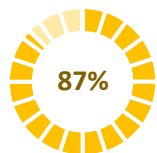
3,72,093

Doses administered

▲ 12

18 - 44 Years Coverage

Dose 1

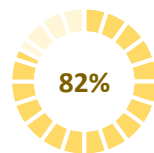


57,24,170

Doses administered

▲ 331

Dose 2



54,17,784

Doses administered

▲ 1733

PRECAUTION DOSE



3,88,171

Doses administered

▲ 5,750

PRECAUTION DOSES ADMINISTERED

Health Care Workers

65,209

Booster Doses administered

▲ 370

Front Line Workers

51,217

Booster Doses administered

▲ 435

60 + Years Coverage

2,54,895

Booster Doses administered

▲ 3062

18 + Years Coverage

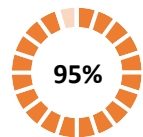
16,850

Booster Doses administered

▲ 1,883

45 - 59 Years Coverage

Dose 1

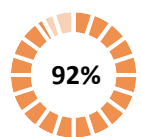


16,92,328

Doses administered

▲ 48

Dose 2



16,32,579

Doses administered

▲ 284

60 + Years Coverage

Dose 1



9,78,301

Doses administered

▲ 27

Dose 2



9,39,472

Doses administered

▲ 233



COVID-19 SCENARIO IN BENGALURU AND OTHER METROPOLITAN CITIES



CITY NAME	Positive Cases	Active Cases	Recovered	Deceased	Vaccine Doses Administered
New Delhi	18,69,051	1,729	18,41,162	26,160	3,29,94,372
Bengaluru*	17,82,516	1,418	17,64,135	16,963	2,14,82,093
Mumbai	10,57,877	357	10,37,958	19,562	2,07,38,211
Chennai	7,51,301	103	7,42,130	9,068	1,03,07,176
Kolkata	4,47,192	272	4,41,264	5,656	98,82,836

Source : <https://dashboard.cowin.gov.in/> at 5:00pm (19.04.2022)
Source : <https://www.covid19bharta.in/> at 5:00pm (19.04.2022)

*includes BBMP & Bengaluru Urban



SNAPSHOT OF COVID-19 CASES IN BENGALURU URBAN



**Total Wards With
< =5 Cases* :
185**

**Tests Conducted
On 18.04.2022:
3,595**

**Recovery
Rate:
98.97%**

**Total
Active Cases :
1,418**

**Total Vaccinated on
18.04.2022:
14,559**

**Positivity
Rate* :
1.56%**

**Active
Rate:
0.08%**

**Case
Fatality Rate* :
0.00%**



*Total positive cases In the past 7 days

*CFR and positivity is for Past 7 days



ಬೃಹತ್ ಬೆಂಗಳೂರು ಮಹಾನಗರ ಪಾಲಿಕೆ
Bruhat Bengaluru Mahanagara Palike



Download BBMP Bulletin	https://apps.bbmpgov.in/covid19/mediabulletin.php
For BBMPCovid19 Bed Status:	https://apps.bbmpgov.in/covid19/en/Bedstatus.php
To register for vaccination :	https://selfregistration.cowin.gov.in/
BBMP COVID19 Dashboard:	https://apps.bbmpgov.in/covid19/
Follow us on:	 www.facebook.com/bbmp.comm1/
	 twitter.com/BBMPCOMM

Issued by:

Honorable Chief Commissioner, BBMP
Special Commissioner Health & IT, BBMP
MD, Bengaluru Smart City Limited

THANK YOU !

